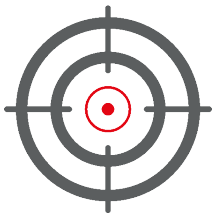
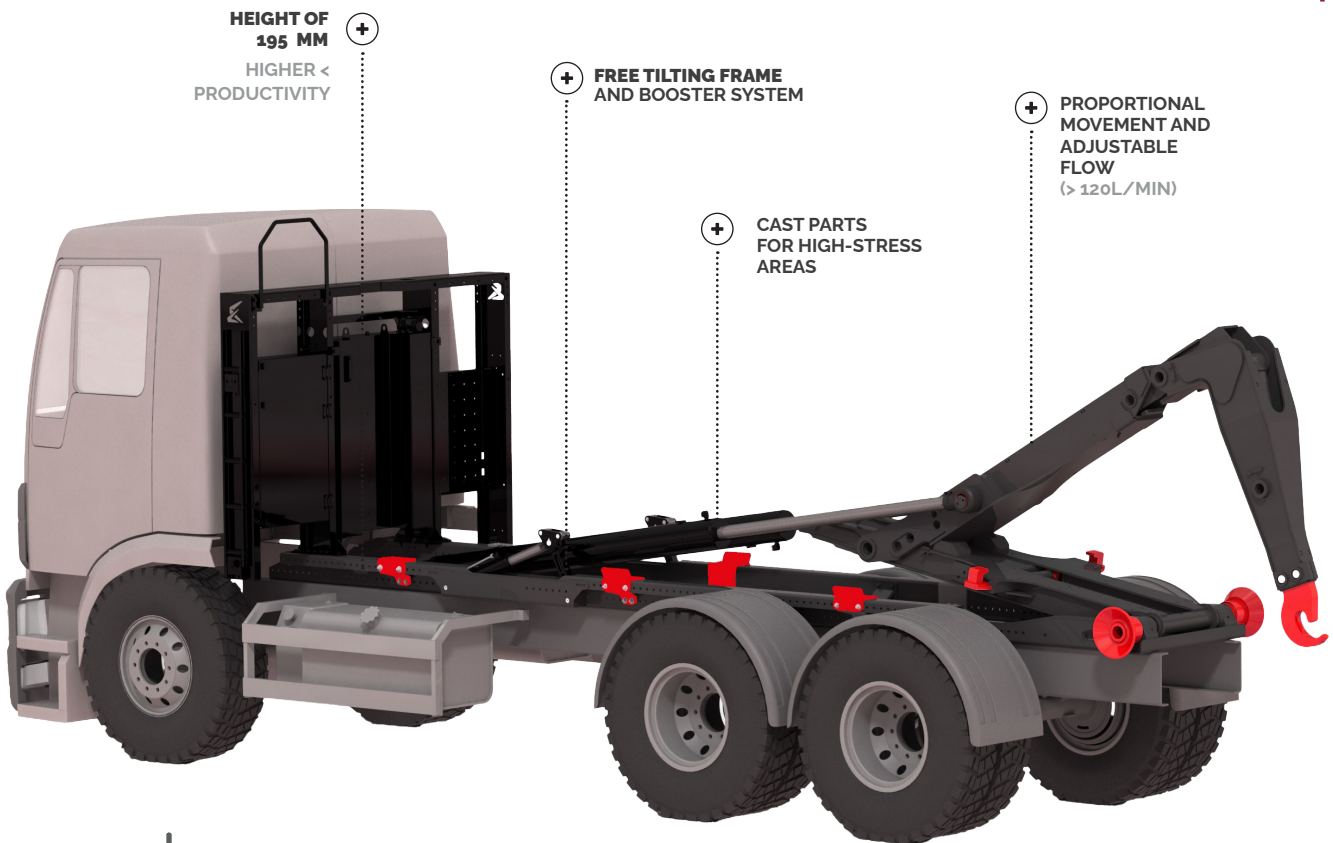


AMPLIROLL® HIGH AL20LP-PA

TELESCOPIC AND ARTICULATED JIB
CAPACITY 20T



KEY POINTS

POWERFUL

Unique tilting frame and boosters system to provide **unmatched lifting capacity**

Higher productivity thanks to the available space

CONVENIENT

Ergonomics with the **Ampli'Drive ProPack** Incl. proportional distribution group and electric control

VERSATILE

Lengths from 49 to 61 available and customization possibilities

ROBUST

High quality strength steels (HTS)



OPTIONS AND ACCESSORIES



1 Hooks selection
Heights & types



2 Rear Hydraulic
Locking



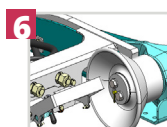
3 Front Hydraulic
Boxes & Oiltank




4 Ampli'Drive Controls
• Monitoring
• Sequence control



5 Free Glide
• Frictionless drive



6 Hydraulic
bypass



7 Rear Underrun Protection (RUP)
• Fixed • Telescopic
• Panto • Inclined

additional options 1 accessories available for customized configuration

TECHNICAL DATA

For GVW from 26 T		S49	S51	S52	S53	S55	S56	S57	S58	S59	S61
	Min. container length (mm)	3 600	3 800	4 000	4 000	3 900	4 100	4 100	4 300	4 300	4 500
	Max. container length (mm)	6 100	6 300	6 400	6 500	6 700	6 800	6 900	7 000	7 100	7 300
	Container length with fixed RUP (mm)	5 300	5 500	5 600	5 700	5 900	6 000	6 100	6 200	6 300	6 500
	Weight (kg)	2 357	2 387	2 434	2 449	2 500	2 548	2 563	2 600	2 620	2 650

Subject to technical modification; data not binding.
Depending on the market. Chassis recommended