




AMPLIROLL® HIGH AL18PA

TELESCOPIC AND ARTICULATED JIB
LIFTING CAPACITY **18T**

AMPLI'DRIVE PACKS

-  START
-  OPTI
-  PRO

S
GENERATION



KEY POINTS

POWER

Unmatched lifting capacity thanks to the **Marrel tilting frame**

PRODUCTIVITY

Reduced loading angle and greater range of container lengths

ERGONOMICS

AMPLI'DRIVE control packs to meet all your needs

PERFORMANCE

Choose the optional **SOFT POWER** system for proportional movement and optimal comfort



OPTIONS




1 Ampli'Drive controls: pneumatic, electrical, radio controls



2 Front hydraulic locks



3 Rear enderrun protection (RUP)




4 Additional hydraulic lines (for cranes, rear tipper trailer...)



5 Hook with mechanical or pneumatic safety latch



6 Vehicle stability systems



7 Attachments brackets suited for various truck models

Other options available for custom configuration

TECHNICAL DATA

For GVW 26 T		S44	S45	S46	S47	S48	S49	S50	S51	S52	S53	S54	S55	S56	S57	S58
	Min. container length (mm)	3200	3200	3200	3200	3200	3500	3500	3800	3800	3800	3800	3800	3800	3800	3900
	Max. container length (mm)	5500	5600	5700	5800	5900	6000	6100	6200	6300	6400	6500	6700	6800	6900	7000
	Container length with fixed RUP (mm)	4900	5000	5100	5200	5300	5400	5500	5600	5700	5800	5900	6000	6100	6200	6300
	Weight (kg)	2100	2100	2105	2105	2110	2130	2135	2270	2270	2275	2290	2285	2285	2290	2300

Subject to technical modification; data not binding