




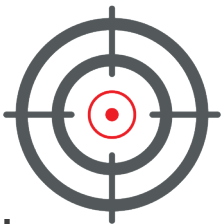
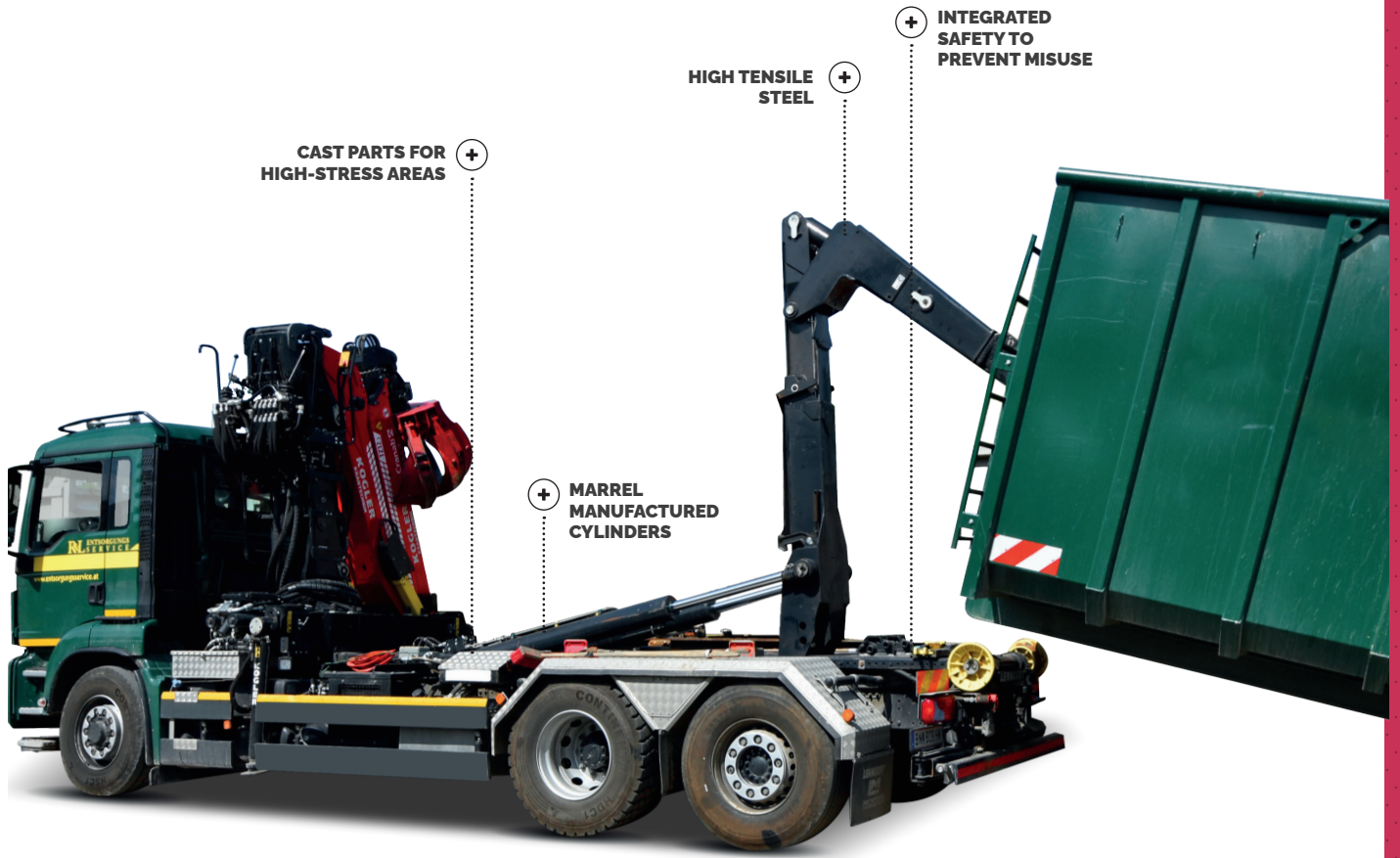
## AMPLIROLL® HIGH AL22PA

TELESCOPIC AND ARTICULATED JIB  
LIFTING CAPACITY 22T

AMPLI'DRIVE PACKS

-  START
-  OPTI
-  PRO

**S**  
GENERATION



### KEY POINTS

#### POWER

Unmatched lifting capacity thanks to the **Marrel tilting frame**

#### PRODUCTIVITY

**Reduced loading angle** and greater range of container lengths

#### ERGONOMICS

**AMPLI'DRIVE control packs** to meet all your needs

#### ROBUSTNESS

**High tensile steel**  
Shot blasting and painting before assembly



## OPTIONS



**1** Ampli'Drive controls: pneumatic, electrical, radio controls



**2** Front hydraulic locks



**3** Rear underrun protection (RUP)



**4** Additional hydraulic lines (for cranes, rear tipper trailer...)



**5** High speed



**6** Vehicle stability systems





**7** Attachments brackets suited for various truck models

Other options available for custom configuration

## TECHNICAL DATA

For GVW 26 to 32 T		S48	S49	S50	S51	S52	S53	S54	S55	S56	S57	S58	S59	S60
	Min. container length (mm)	3 300	3 300	3 300	3 300	3 600	3 600	3 600	3 900	3 900	3 900	3 900	3 900	4 100
	Max. container length (mm)	5 900	6 000	6 100	6 200	6 300	6 400	6 500	6 600	6 800	6 900	7 000	7 100	7 200
	Container length with fixed RUP (mm)	5 300	5 400	5 500	5 600	5 700	5 800	5 900	6 000	6 100	6 200	6 300	6 400	6 500
	Weight (kg)	2 330	2 335	2 335	2 340	2 460	2 460	2 465	2 485	2 510	2 515	2 515	2 520	2 535

For GVW 26 to 32 T		SL61	SL62	SL63	SL64	SL65	SL66	SL67	SL68
	Min. container length (mm)	4 600	4 600	4 600	5 000	5 000	5 000	5 000	5 000
	Max. container length (mm)	7 300	7 400	7 500	7 600	7 700	7 800	7 900	8 000
	Container length with fixed RUP (mm)	6 600	6 700	6 800	6 900	7 000	7 100	7 200	7 300
	Weight (kg)	2 755	2 785	2 815	2 845	2 875	2 905	2 935	2 965

Subject to technical modification; data not binding