


AMPLIROLL® HIGH AL24PA

TELESCOPIC AND ARTICULATED JIB
LIFTING CAPACITY **24T**

AMPLI'DRIVE PACKS

- START
- OPTI
- PRO

5
GENERATION



KEY POINTS

POWER

Unmatched lifting capacity thanks to the **Marrel tilting frame**

PRODUCTIVITY

Reduced loading angle and greater range of container lengths

ERGONOMICS





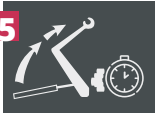



AMPLI'DRIVE control packs to meet all your needs

PERFORMANCE

Choose the optional **SOFT POWER** system for proportional movement and optimal comfort





OPTIONS

- | | | |
|---|--|---|
| <p>1  Ampli'Drive controls: pneumatic, electrical, radio controls</p> | <p>2  Front hydraulic locks</p> | <p>3  Rear underrun protection (RUP)</p> |
| <p>4  Additional hydraulic lines (for cranes, rear tipper trailer...)</p> | <p>5  High speed</p> | <p>6  Hook with mechanical or pneumatic safety latch</p> |
| <p>7  Vehicle stability systems</p> | <p>8  Attachments brackets suited for various truck models</p> | |

Other options available for custom configuration

TECHNICAL DATA

For GVW 26 to 32 T		S49	S50	S51	S52	S53	S54	S55	S56	S57	S58	S59	S60
	Min. container length (mm)	3700	3700	3700	3700	4100	4100	4100	4100	4100	4600	4600	4600
	Max. container length (mm)	6100	6200	6300	6400	6500	6600	6700	6800	6900	7000	7100	7200
	Container length with fixed RUP (mm)	5400	5500	5600	5700	5800	5900	6000	6100	6200	6300	6400	6500
	Weight (kg)	2740	2750	2750	2750	2790	2810	2810	2810	2930	2940	2940	2950

For GVW 26 to 32 T		SL61	SL62	SL63	SL64	SL65	SL66	SL67	SL68
	Min. container length (mm)	4600	4600	4600	5000	5000	5000	5000	5000
	Max. container length (mm)	7300	7400	7500	7600	7700	7800	7900	8000
	Container length with fixed RUP (mm)	6600	6700	6800	6900	7000	7100	7200	7300
	Weight (kg)	2980	3010	3040	3070	3100	3130	3160	3190

Subject to technical modification; data not binding