





AMPLIROLL® HIGH AL26PA

TELESCOPIC AND ARTICULATED JIB
LIFTING CAPACITY **26T**

AMPLI'DRIVE PACKS

-  START
-  OPTI
-  PRO

S
GENERATION



KEY POINTS

POWER

Unmatched lifting capacity thanks to the **Marrel tilting frame**

PRODUCTIVITY

Reduced loading angle and greater range of container lengths

ERGONOMICS

AMPLI'DRIVE control packs to meet all your needs

PERFORMANCE

Choose the optional **SOFT POWER** system for proportional movement and optimal comfort



OPTIONS



1 Ampli'Drive controls: pneumatic, electrical, radio controls



2 Front hydraulic locks



3 Rear underrun protection (RUP)



4 Additional hydraulic lines (for cranes, rear tipper trailer...)



5 High speed



6 Vehicle stability systems



7 Attachments brackets suited for various truck models

Other options available for custom configuration

TECHNICAL DATA

For GVW 26 to 32 T		S49	S50	S51	S52	S53	S54	S55	S56	S57	S58	S59	S60
	Min. container length (mm)	3 700	3 700	3 700	3 700	4 100	4 100	4 100	4 100	4 100	4 600	4 600	4 600
	Max. container length (mm)	6 100	6 200	6 300	6 400	6 500	6 600	6 700	6 800	6 900	7 000	7 100	7 200
	Container length with fixed RUP (mm)	5 400	5 500	5 600	5 700	5 800	5 900	6 000	6 100	6 200	6 300	6 400	6 500
	Weight (kg)	2 740	2 750	2 750	2 750	2 790	2 810	2 810	2 810	2 930	2 940	2 940	2 950

For GVW 26 to 32 T		SL61	SL62	SL63	SL64	SL65	SL66	SL67	SL68
	Min. container length (mm)	4 600	4 600	4 600	5 000	5 000	5 000	5 000	5 000
	Max. container length (mm)	7 300	7 400	7 500	7 600	7 700	7 800	7 900	8 000
	Container length with fixed RUP (mm)	6 600	6 700	6 800	6 900	7 000	7 100	7 200	7 300
	weight (kg)	2 980	3 010	3 040	3 070	3 100	3 130	3 160	3 190

Subject to technical modification; data not binding